

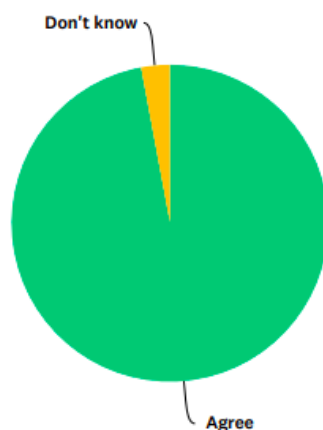
**Queen Elizabeth II High School**

**Year 7 Parent/Carer Survey**

**March 2019**

### Q1 My child is happy at this school

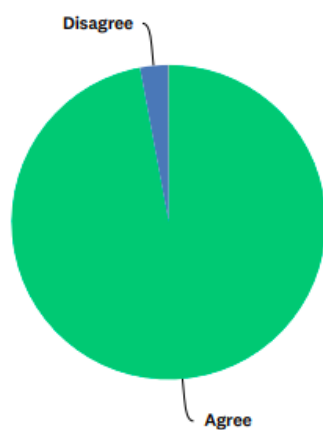
Answered: 34 Skipped: 0



ANSWER CHOICES	RESPONSES	
Agree	97.06%	33
Disagree	0.00%	0
Don't know	2.94%	1
TOTAL		34

### Q2 My child feels safe at this school

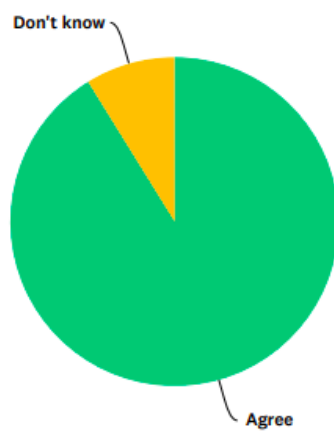
Answered: 34 Skipped: 0



ANSWER CHOICES	RESPONSES	
Agree	97.06%	33
Disagree	2.94%	1
Don't know	0.00%	0
TOTAL		34

### Q3 My child makes good progress at this school

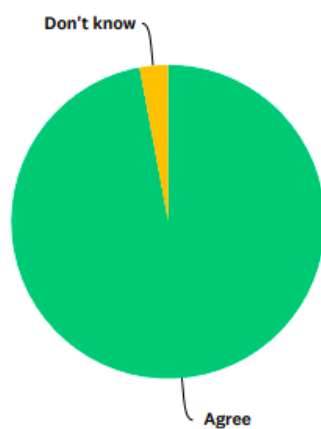
Answered: 34 Skipped: 0



ANSWER CHOICES	RESPONSES	
Agree	91.18%	31
Disagree	0.00%	0
Don't know	8.82%	3
TOTAL		34

#### Q4 My child is well looked after at this school

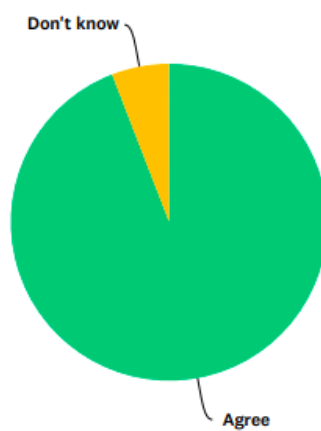
Answered: 34 Skipped: 0



ANSWER CHOICES	RESPONSES	
Agree	97.06%	33
Disagree	0.00%	0
Don't know	2.94%	1
TOTAL		34

## Q5 My child is taught well at this school

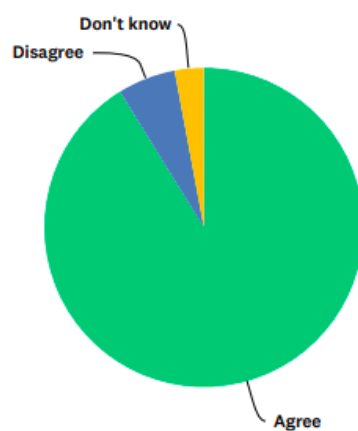
Answered: 34 Skipped: 0



ANSWER CHOICES	RESPONSES	
Agree	94.12%	32
Disagree	0.00%	0
Don't know	5.88%	2
TOTAL		34

### Q6 My child receives appropriate homework for their age

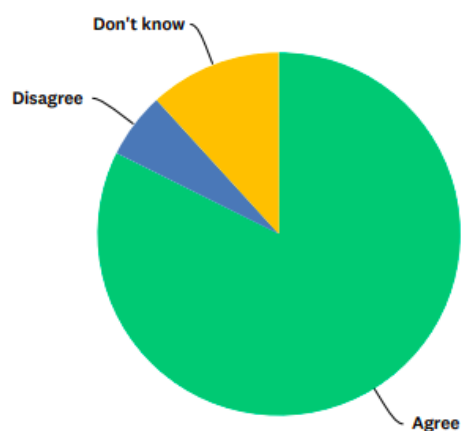
Answered: 34 Skipped: 0



ANSWER CHOICES	RESPONSES	
Agree	91.18%	31
Disagree	5.88%	2
Don't know	2.94%	1
TOTAL		34

## Q7 This school makes sure its pupils are well behaved

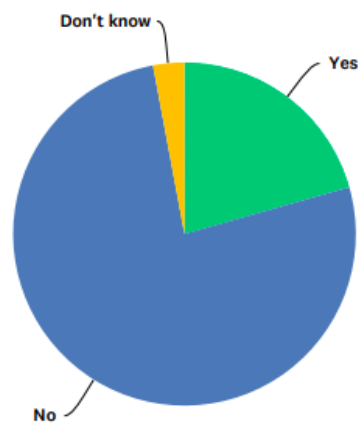
Answered: 34 Skipped: 0



ANSWER CHOICES	RESPONSES	
Agree	82.35%	28
Disagree	5.88%	2
Don't know	11.76%	4
TOTAL		34

**Q8 Has your child been the victim of bullying in the last 12 months?**

Answered: 34 Skipped: 0

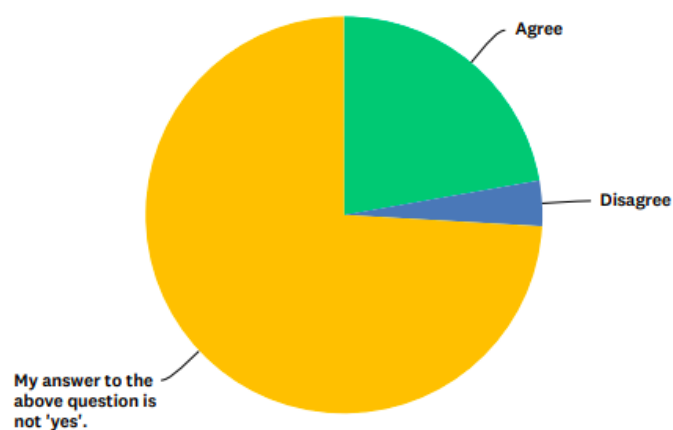


ANSWER CHOICES	RESPONSES	
Yes	20.59%	7
No	76.47%	26
Don't know	2.94%	1
TOTAL		34



### Q9 If the answer to the above question is 'Yes', has the school dealt with it effectively?

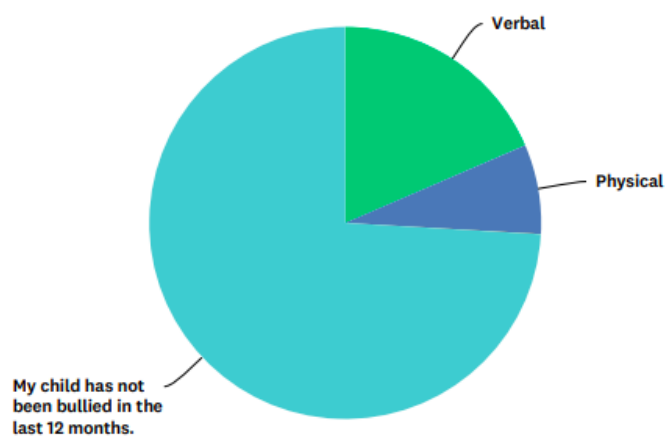
Answered: 27 Skipped: 7



ANSWER CHOICES	RESPONSES	
Agree	22.22%	6
Disagree	3.70%	1
My answer to the above question is not 'yes'.	74.07%	20
TOTAL		27

## Q10 If your child has been bullied, what was the nature of the bullying?

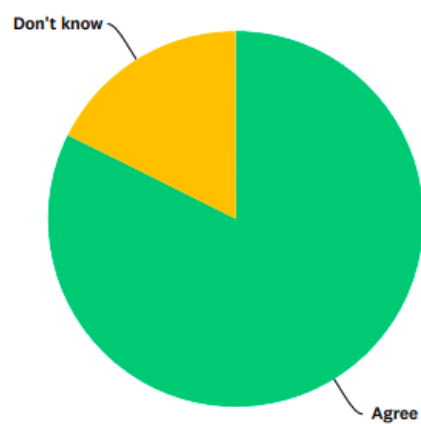
Answered: 27 Skipped: 7



ANSWER CHOICES	RESPONSES	
Verbal	18.52%	5
Physical	7.41%	2
Cyber	0.00%	0
My child has not been bullied in the last 12 months.	74.07%	20
<b>TOTAL</b>		<b>27</b>

### Q11 This school is well led and managed

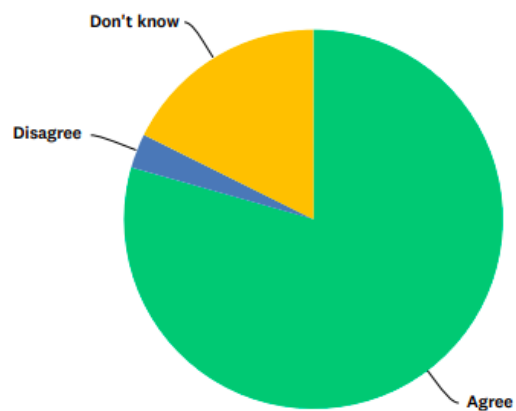
Answered: 34 Skipped: 0



ANSWER CHOICES	RESPONSES	
Agree	82.35%	28
Disagree	0.00%	0
Don't know	17.65%	6
TOTAL		34

## Q12 This school responds well to any concerns I raise

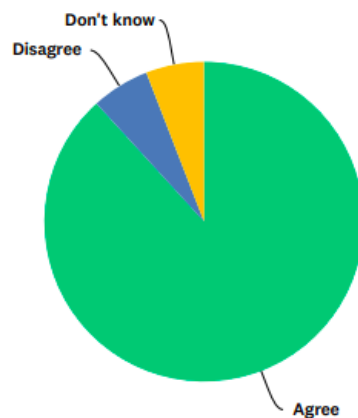
Answered: 34 Skipped: 0



ANSWER CHOICES	RESPONSES	
Agree	79.41%	27
Disagree	2.94%	1
Don't know	17.65%	6
TOTAL		34

### Q13 I receive valuable information from the school about my child's progress

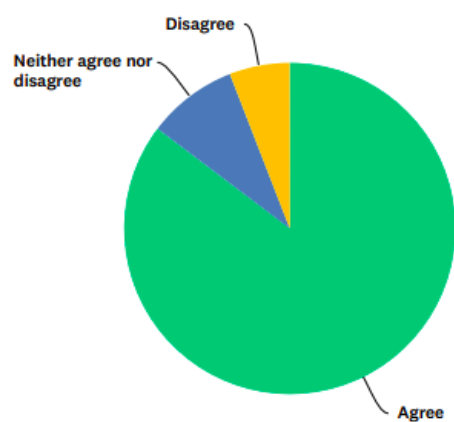
Answered: 34 Skipped: 0



ANSWER CHOICES	RESPONSES	
Agree	88.24%	30
Disagree	5.88%	2
Don't know	5.88%	2
TOTAL		34

### Q14 My child feels able to study effectively without distraction in school

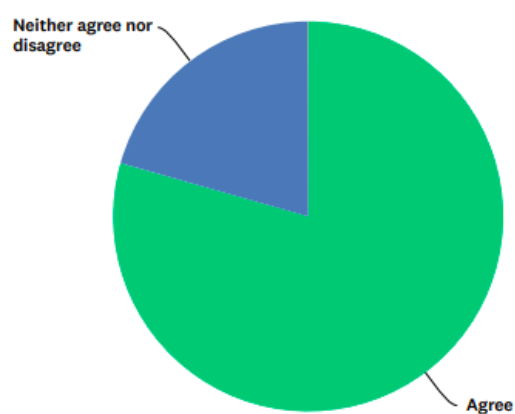
Answered: 34 Skipped: 0



ANSWER CHOICES	RESPONSES	
Agree	85.29%	29
Neither agree nor disagree	8.82%	3
Disagree	5.88%	2
TOTAL		34

### Q15 The school provides good student wellbeing advice and support

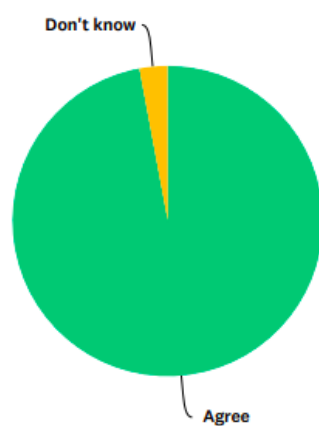
Answered: 34 Skipped: 0



ANSWER CHOICES	RESPONSES	
Agree	79.41%	27
Neither agree nor disagree	20.59%	7
Disagree	0.00%	0
TOTAL		34

**Q16 Would you recommend this school to another parent?**

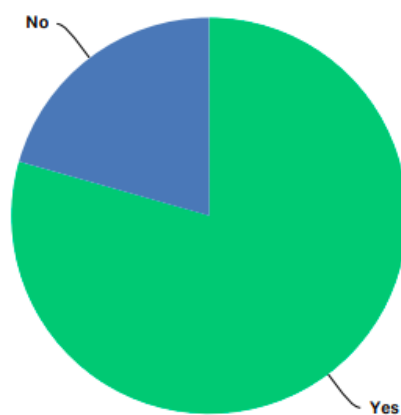
Answered: 34 Skipped: 0



ANSWER CHOICES	RESPONSES	
Agree	97.06%	33
Disagree	0.00%	0
Don't know	2.94%	1
TOTAL		34

### Q17 Are you aware of your child's current percentage attendance at school?

Answered: 34 Skipped: 0

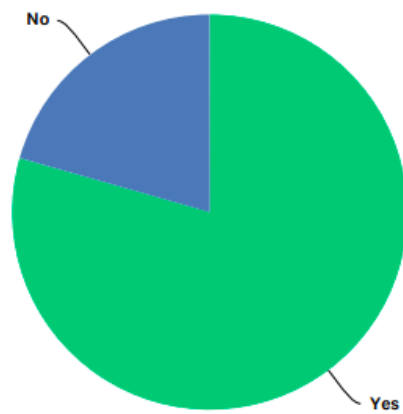


ANSWER CHOICES	RESPONSES	
Yes	79.41%	27
No	20.59%	7
TOTAL		34



### Q18 Are you aware of the grades your child is currently working at in their subjects?

Answered: 34 Skipped: 0



ANSWER CHOICES	RESPONSES	
Yes	79.41%	27
No	20.59%	7
TOTAL		34

**Q19 What do you as parents like most about the school?**

Of the 7 parents who responded to this question, all responses were positive. Excellent communication with parents, lots of new opportunities for their children to access, zero-tolerance to bullying and very inclusive provision were some of the comments made.

**Q20 Is there anything you think we could do to improve the school?**

Of the 4 who answered this question, the volume of homework being greater was commented on the most. The homework policy has been reviewed and a homework timetable has now been established.

**Q21 Any further comments**

One parent commented on how impressed they were with the school.

**Overall Summary**

From the 34 survey responses, it is pleasing to report that the vast majority of year 7 parents/carers note their child feels happy and safe at school, are well looked after, are taught well and make good progress, can study without distraction and are provided with good student wellbeing advice and guidance. 2 parents disagreed that their child received appropriate homework for their age. As noted above, the homework policy has recently been reviewed and a homework timetable has been put in place. 7 parents/carers noted they were not aware of their child's attendance or of the grades their child was currently working at. Following on from a discussion with the Key Stage 3 tutor team about this, students are now given conduct stickers containing information about attendance, achievement points and behaviour points once a half term to stick into their planners. The reports issued to parents/carers also include current working grades and attendance information, however tutors will make parents/carers aware of this when meeting with them at the tutor evening in September.

We appreciate that we can never afford to become complacent and the school will continue to monitor issues through our internal quality assurance procedures.

Many thanks to those parents/carers who took the time to complete the survey. Your feedback is very important to us and helps us regularly review our practice and procedures at QEII so we can provide the best educational experience for the children in our care.

J Steriopulos