

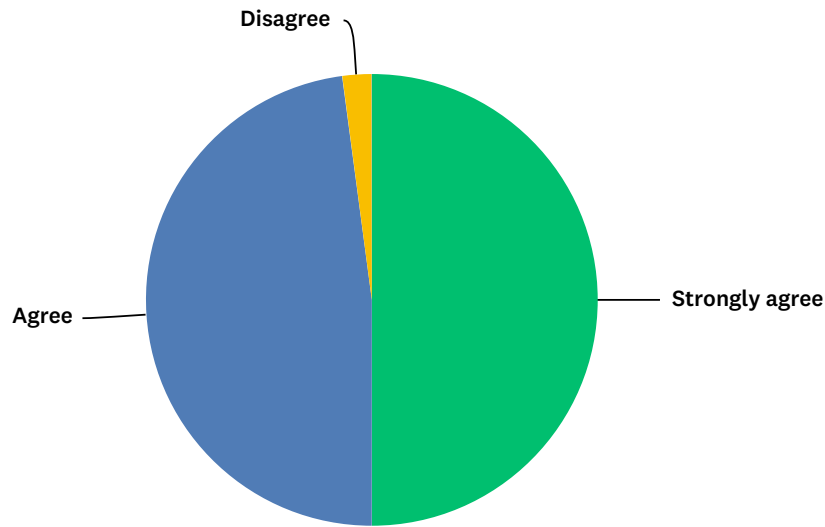
Queen Elizabeth II High School

# **Year 7 Parent/ Carer Survey**

**December 2017**

# Q1 My child is happy at this school

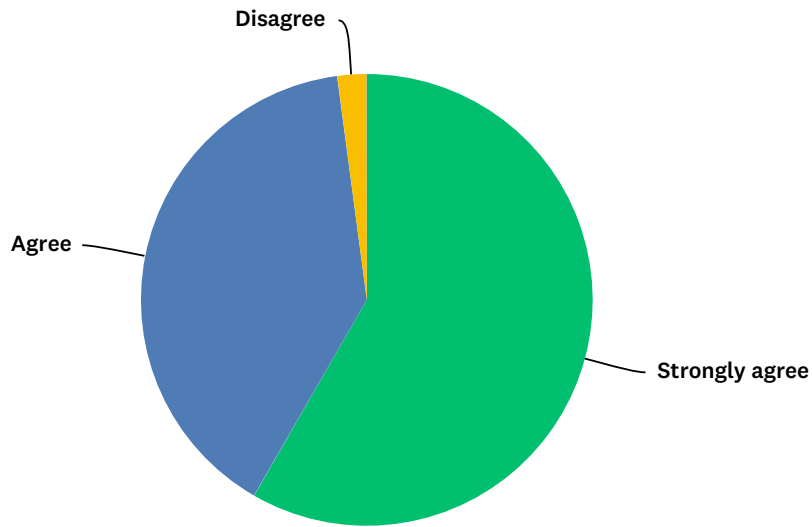
Answered: 48 Skipped: 0



ANSWER CHOICES	RESPONSES	
Strongly agree	50.00%	24
Agree	47.92%	23
Disagree	2.08%	1
Strongly disagree	0.00%	0
Don't know	0.00%	0
<b>TOTAL</b>		<b>48</b>

## Q2 My child feels safe at this school

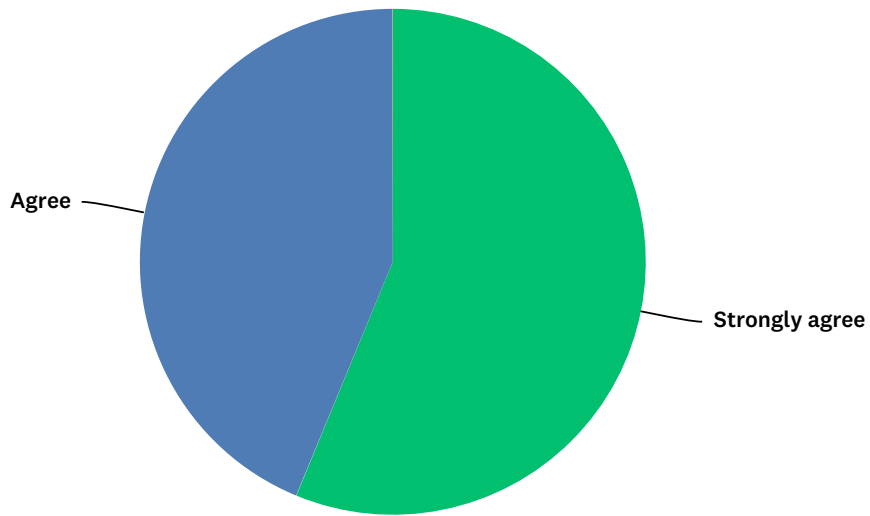
Answered: 48 Skipped: 0



ANSWER CHOICES	RESPONSES	
Strongly agree	58.33%	28
Agree	39.58%	19
Disagree	2.08%	1
Strongly disagree	0.00%	0
Don't know	0.00%	0
<b>TOTAL</b>		<b>48</b>

### Q3 My child makes good progress at this school

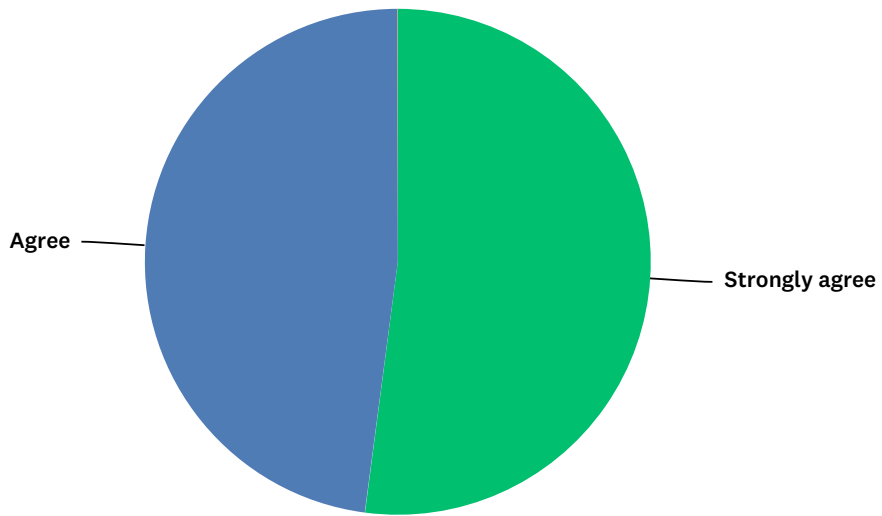
Answered: 48 Skipped: 0



ANSWER CHOICES	RESPONSES	
Strongly agree	56.25%	27
Agree	43.75%	21
Disagree	0.00%	0
Strongly disagree	0.00%	0
Don't know	0.00%	0
<b>TOTAL</b>		<b>48</b>

### Q4 My child is well looked after at this school

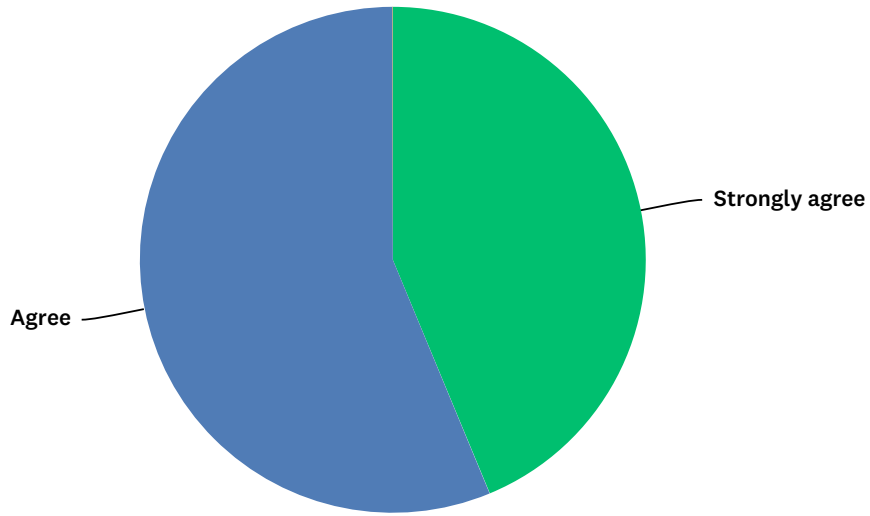
Answered: 48 Skipped: 0



ANSWER CHOICES	RESPONSES	
Strongly agree	52.08%	25
Agree	47.92%	23
Disagree	0.00%	0
Strongly disagree	0.00%	0
Don't know	0.00%	0
<b>TOTAL</b>		<b>48</b>

### Q5 My child is taught well at this school

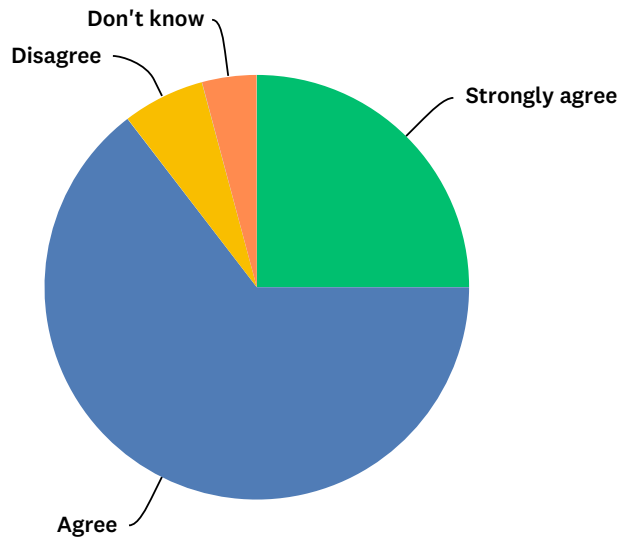
Answered: 48 Skipped: 0



ANSWER CHOICES	RESPONSES	
Strongly agree	43.75%	21
Agree	56.25%	27
Disagree	0.00%	0
Strongly disagree	0.00%	0
Don't know	0.00%	0
<b>TOTAL</b>		<b>48</b>

## Q6 My child receives appropriate homework for their age

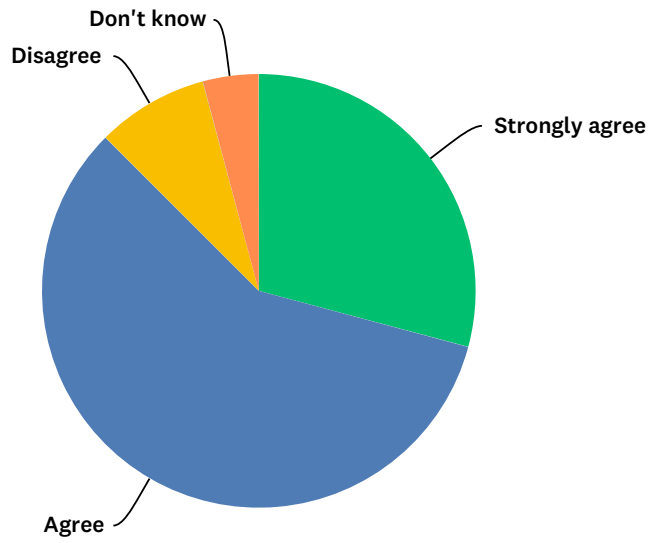
Answered: 48 Skipped: 0



ANSWER CHOICES	RESPONSES	
Strongly agree	25.00%	12
Agree	64.58%	31
Disagree	6.25%	3
Strongly disagree	0.00%	0
Don't know	4.17%	2
<b>TOTAL</b>		<b>48</b>

## Q7 This school makes sure its pupils are well behaved

Answered: 48 Skipped: 0

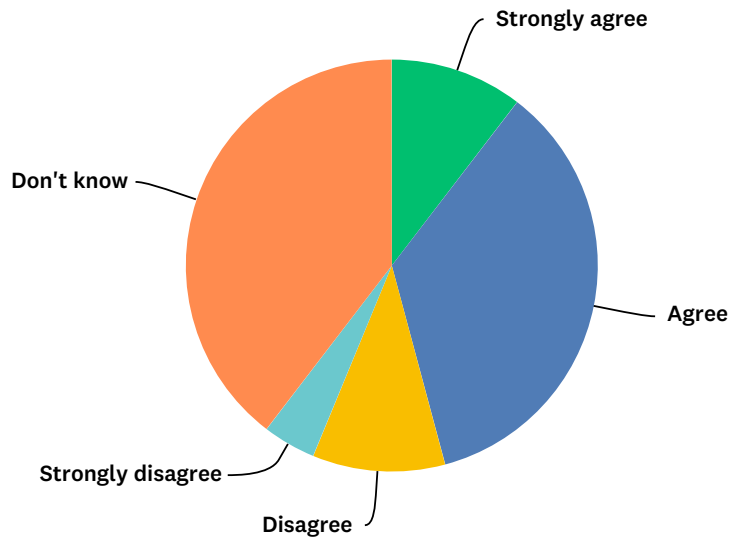


ANSWER CHOICES	RESPONSES	
Strongly agree	29.17%	14
Agree	58.33%	28
Disagree	8.33%	4
Strongly disagree	0.00%	0
Don't know	4.17%	2
TOTAL		48



### Q8 This school deals effectively with bullying

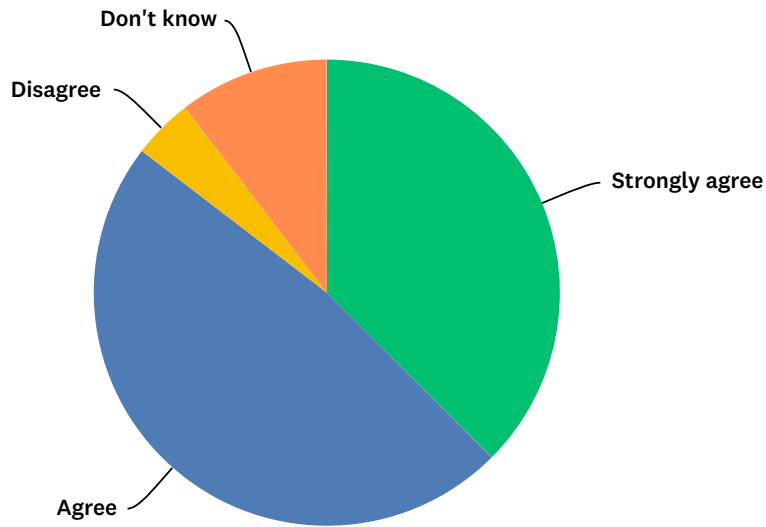
Answered: 48 Skipped: 0



ANSWER CHOICES	RESPONSES	
Strongly agree	10.42%	5
Agree	35.42%	17
Disagree	10.42%	5
Strongly disagree	4.17%	2
Don't know	39.58%	19
<b>TOTAL</b>		<b>48</b>

### Q9 This school is well led and managed

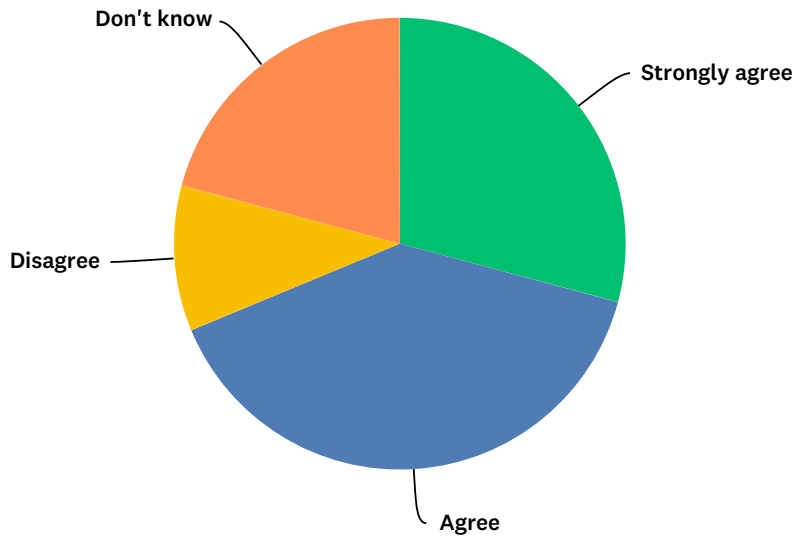
Answered: 48 Skipped: 0



ANSWER CHOICES	RESPONSES	
Strongly agree	37.50%	18
Agree	47.92%	23
Disagree	4.17%	2
Strongly disagree	0.00%	0
Don't know	10.42%	5
TOTAL		48

### Q10 This school responds well to any concerns I raise

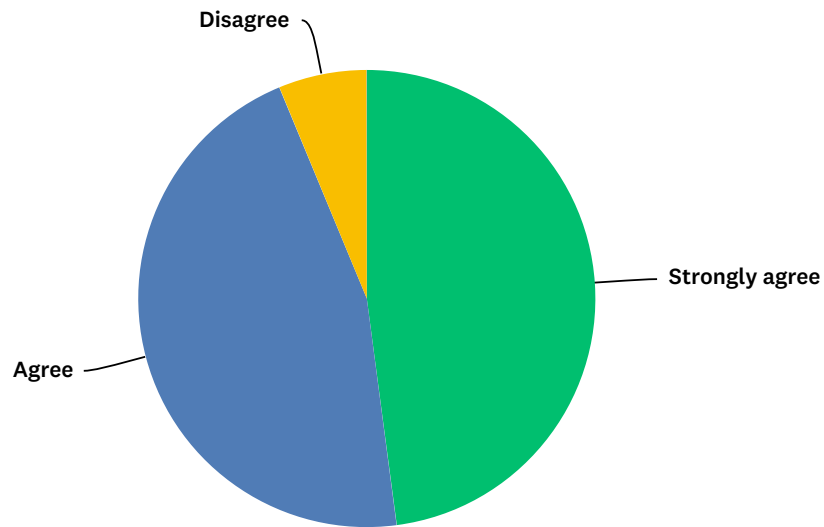
Answered: 48 Skipped: 0



ANSWER CHOICES	RESPONSES	
Strongly agree	29.17%	14
Agree	39.58%	19
Disagree	10.42%	5
Strongly disagree	0.00%	0
Don't know	20.83%	10
<b>TOTAL</b>		<b>48</b>

## Q11 I receive valuable information from the school about my child's progress

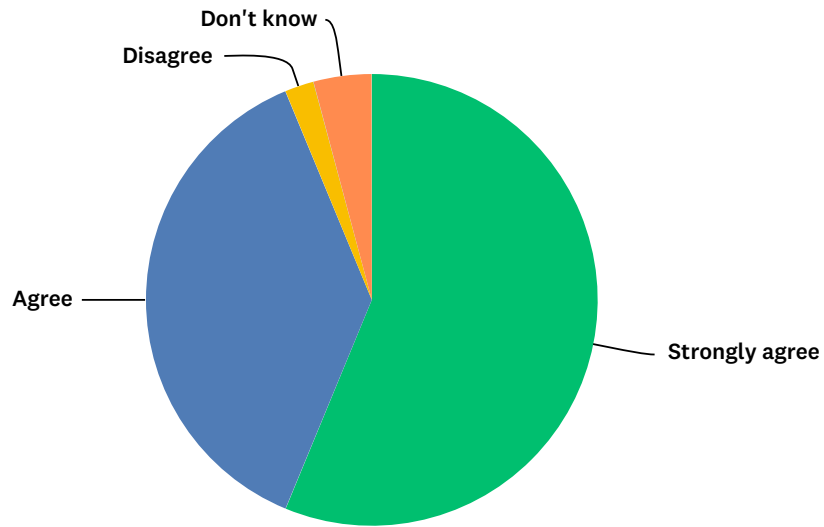
Answered: 48 Skipped: 0



ANSWER CHOICES	RESPONSES	
Strongly agree	47.92%	23
Agree	45.83%	22
Disagree	6.25%	3
Strongly disagree	0.00%	0
Don't know	0.00%	0
<b>TOTAL</b>		<b>48</b>

## Q12 Would you recommend this school to another parent?

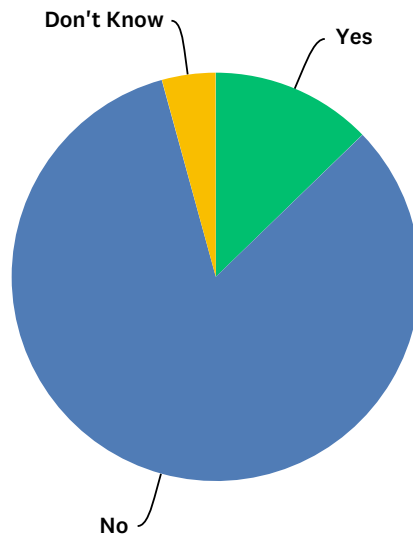
Answered: 48 Skipped: 0



ANSWER CHOICES	RESPONSES	
Strongly agree	56.25%	27
Agree	37.50%	18
Disagree	2.08%	1
Strongly disagree	0.00%	0
Don't know	4.17%	2
<b>TOTAL</b>		<b>48</b>

### Q17 Has your child been a victim of bullying at school in the last 12 months?

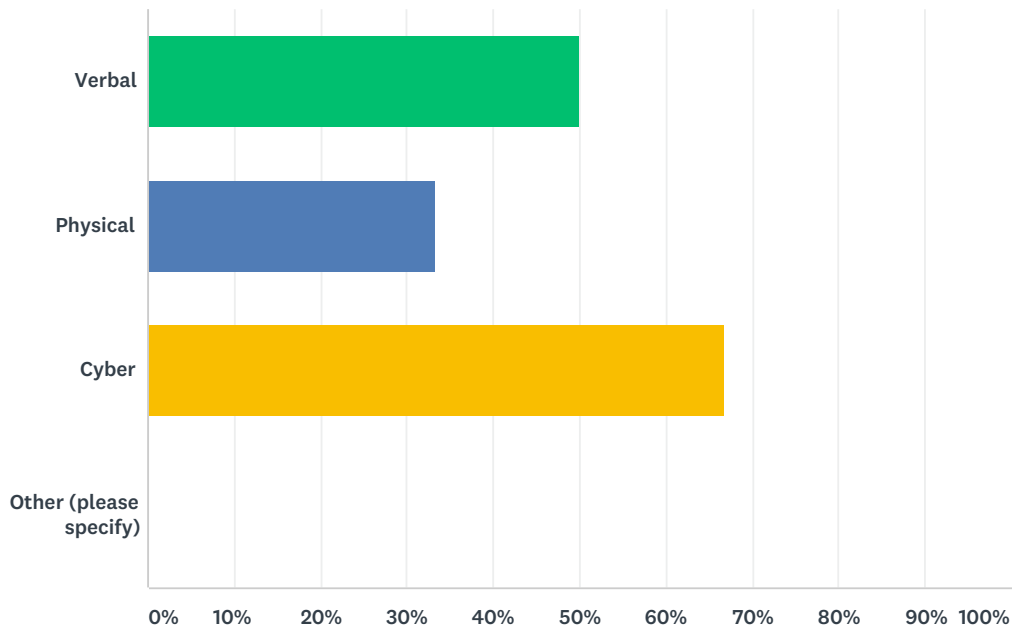
Answered: 47 Skipped: 1



ANSWER CHOICES	RESPONSES	
Yes	12.77%	6
No	82.98%	39
Don't Know	4.26%	2
TOTAL		47

### Q18 If your child has been bullied, what was the nature of the bullying (please tick all that apply)?

Answered: 6 Skipped: 42

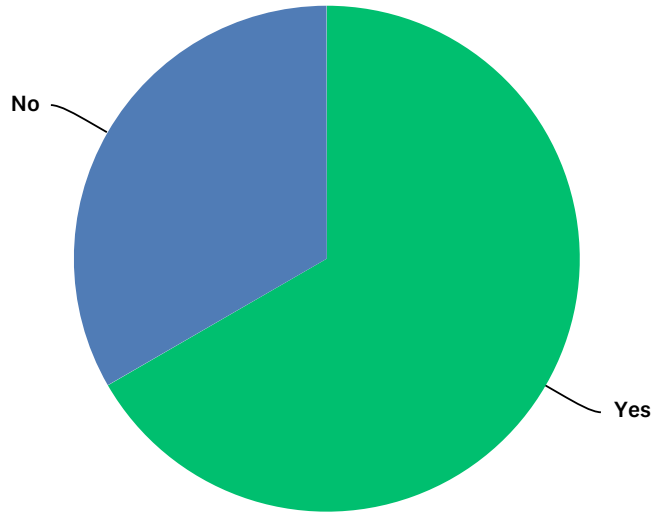


ANSWER CHOICES	RESPONSES	
Verbal	50.00%	3
Physical	33.33%	2
Cyber	66.67%	4
Other (please specify)	0.00%	0
Total Respondents: 6		

#	OTHER (PLEASE SPECIFY)	DATE
	There are no responses.	

### Q19 If your child has been bullied in the last 12 months, did you or your child report it to school (e.g. to your child's tutor or Director of Key Stage etc.)?

Answered: 6 Skipped: 42



ANSWER CHOICES	RESPONSES	
Yes	66.67%	4
No	33.33%	2
TOTAL		6



## **Q16 Summary - 'What do you as parents like most about the school?'**

There were 15 responses to this question (out of 48 completed surveys). 4 comments praised the variety of extra-curricular clubs/ activities. The remainder were a variety of highly positive comments on the approachability of staff and the happy, community environment of the school.

## **Q17 Summary – 'What areas do you feel the school could improve?'**

There were 12 responses to this question. There were 2 comments about the organisation of parent's evening. One asked about using rooms rather than the hall for parent's evenings to spread parents out more. To that end, we are hoping to use the library and/ or the dining room as extra space in the future. The other asked about an on-line booking system for appointments and this will be looked into. Another 2 comments referenced how much notice was given to parents about school events and sporting fixtures. School events are placed in the school calendar in July every year (for the following year) and can be accessed via the school website ([www.qe2.sch.im](http://www.qe2.sch.im)). However, we will try to publicise this more to parents and carers in the future. With regard to sports fixtures, the PE department endeavour to email sporting fixtures out to parents in all year groups at the start of each term. Fixture lists are also published on the QEII Sport Facebook page, the PE department notice boards, and on 'it's learning' for students to consult. Unfortunately, it is not always possible to confirm actual teams for events until a day or two before events due to availability of players but the PE staff always try to let students know as far in advance of the match as possible.

## **Overall Summary**

From the survey responses, it is pleasing to report that the overwhelming majority of year 7 parents/ carers report that their child feels happy & safe at school (both 98%), that they are well looked after, are being taught well and are making good progress (all 100%) etc.

From question 8, 16% of parents felt the school could deal with bullying more effectively (46% felt it was dealt with effectively). However, when considering these statistics, it should also be noted that 40% of parents did not know whether the school dealt effectively with bullying which is highly possibly due to the fact that the majority of children do not experience bullying at school and therefore do not have it 'dealt with'. On the supplementary questions on bullying (Q17 to 21), 6 parents (out of 48 completed surveys) reported that their child had received some kind of bullying in the last 12 months with verbal, physical and cyber bullying were in approximately equal proportions. Of the 2 respondents who didn't report the incident to the school, they said they had dealt with it themselves. Similarly, 98% of parents feel their child is happy/ safe at school that again, one would hope reflects the relatively small amount of bullying which takes place in school. Nevertheless, the school realises that there is still work to do on both preventing and dealing with bullying effectively and is currently in the midst of reviewing it's policies and procedures on the matter and an update will be provided to all parents later in the school year.

Many thanks to those parents/ carers who took the time to complete the survey. Your feedback is very important to us and helps us regularly review our practice and procedures at QEII so we can provide the best educational experience for the children in our care.

J Kinley (Assistant Head Teacher)