

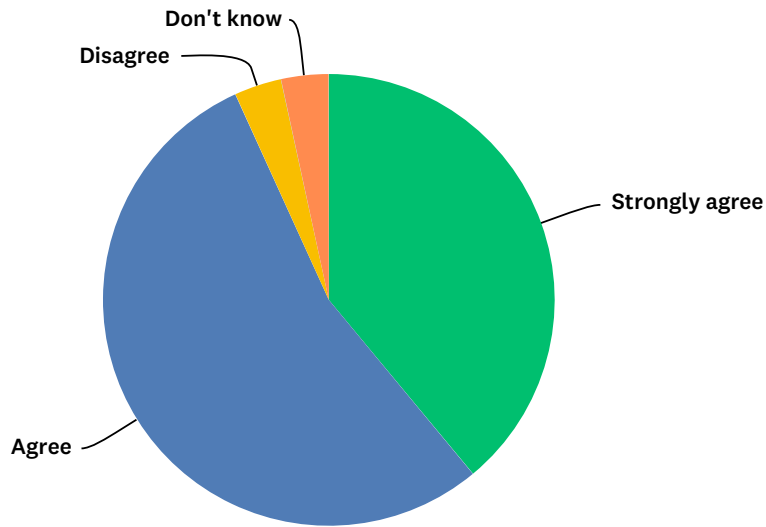
Queen Elizabeth II High School

**Year 10 Parent/ Carer
Survey**

November 2017

Q1 My child is happy at this school

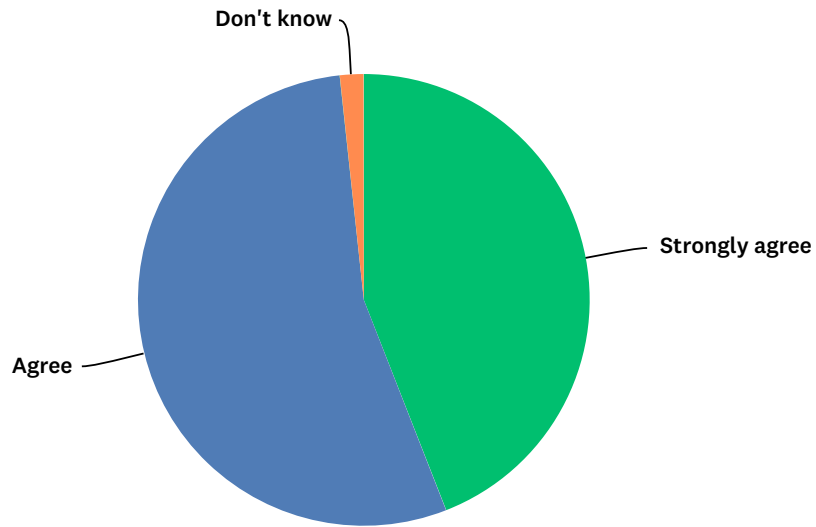
Answered: 59 Skipped: 0



ANSWER CHOICES	RESPONSES	
Strongly agree	38.98%	23
Agree	54.24%	32
Disagree	3.39%	2
Strongly disagree	0.00%	0
Don't know	3.39%	2
TOTAL		59

Q2 My child feels safe at this school

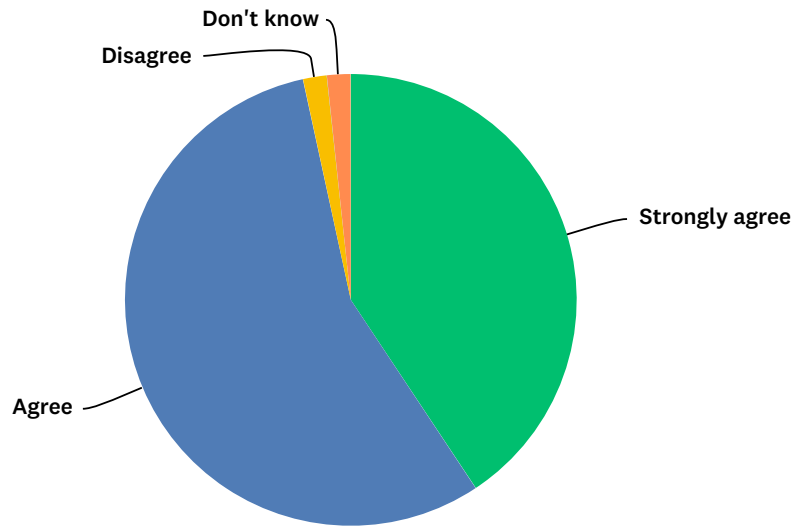
Answered: 59 Skipped: 0



ANSWER CHOICES	RESPONSES	
Strongly agree	44.07%	26
Agree	54.24%	32
Disagree	0.00%	0
Strongly disagree	0.00%	0
Don't know	1.69%	1
TOTAL		59

Q3 My child makes good progress at this school

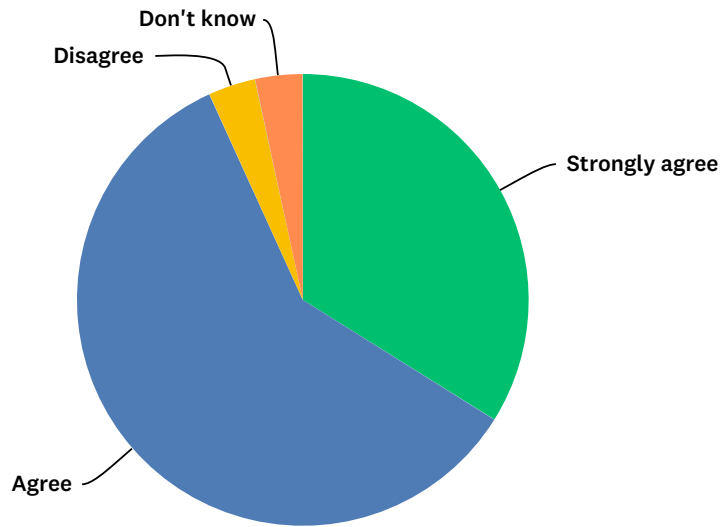
Answered: 59 Skipped: 0



ANSWER CHOICES	RESPONSES	
Strongly agree	40.68%	24
Agree	55.93%	33
Disagree	1.69%	1
Strongly disagree	0.00%	0
Don't know	1.69%	1
TOTAL		59

Q4 My child is well looked after at this school

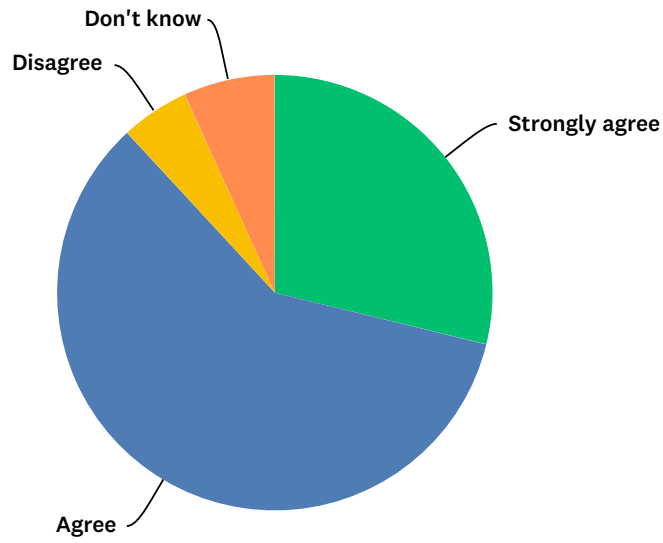
Answered: 59 Skipped: 0



ANSWER CHOICES	RESPONSES	
Strongly agree	33.90%	20
Agree	59.32%	35
Disagree	3.39%	2
Strongly disagree	0.00%	0
Don't know	3.39%	2
TOTAL		59

Q5 My child is taught well at this school

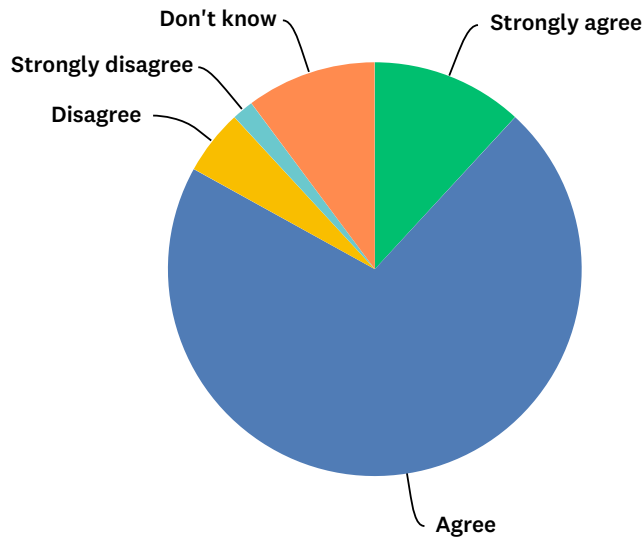
Answered: 59 Skipped: 0



ANSWER CHOICES	RESPONSES	
Strongly agree	28.81%	17
Agree	59.32%	35
Disagree	5.08%	3
Strongly disagree	0.00%	0
Don't know	6.78%	4
TOTAL		59

Q6 My child receives appropriate homework for their age

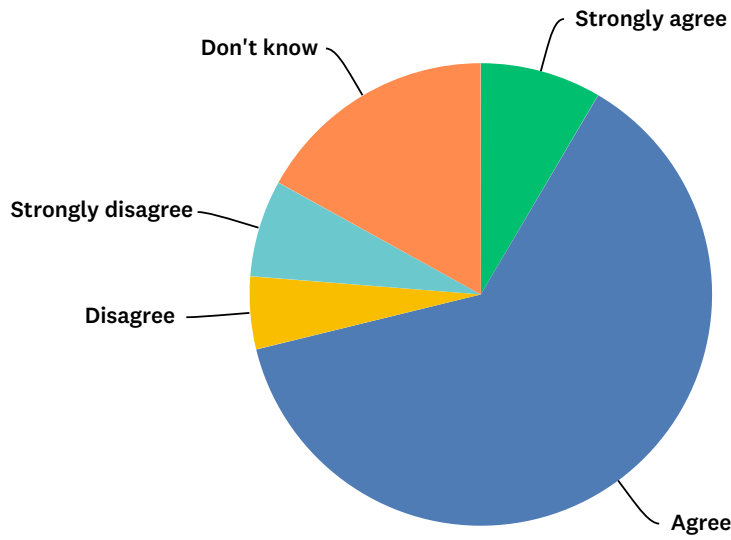
Answered: 59 Skipped: 0



ANSWER CHOICES	RESPONSES	
Strongly agree	11.86%	7
Agree	71.19%	42
Disagree	5.08%	3
Strongly disagree	1.69%	1
Don't know	10.17%	6
TOTAL		59

Q7 This school makes sure its pupils are well behaved

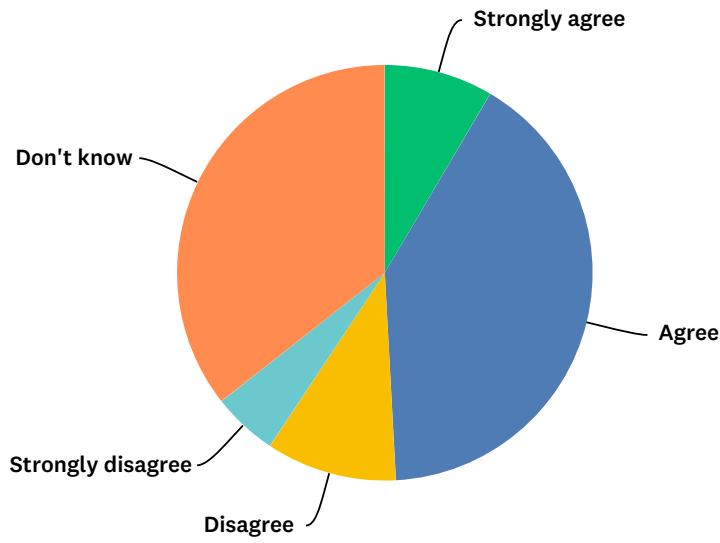
Answered: 59 Skipped: 0



ANSWER CHOICES	RESPONSES	
Strongly agree	8.47%	5
Agree	62.71%	37
Disagree	5.08%	3
Strongly disagree	6.78%	4
Don't know	16.95%	10
TOTAL		59

Q8 This school deals effectively with bullying

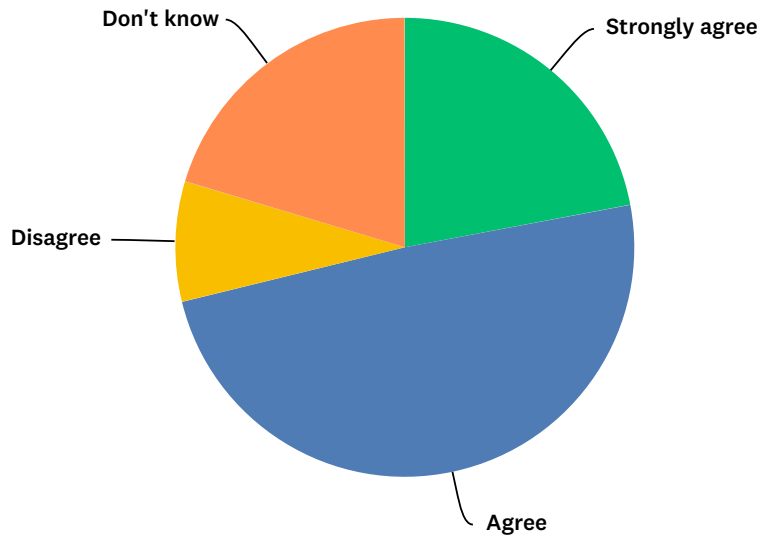
Answered: 59 Skipped: 0



ANSWER CHOICES	RESPONSES	
Strongly agree	8.47%	5
Agree	40.68%	24
Disagree	10.17%	6
Strongly disagree	5.08%	3
Don't know	35.59%	21
TOTAL		59

Q9 This school is well led and managed

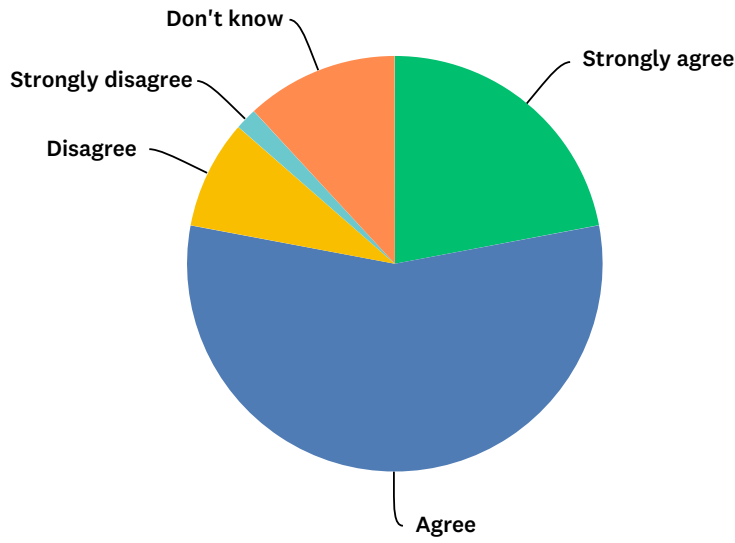
Answered: 59 Skipped: 0



ANSWER CHOICES	RESPONSES	
Strongly agree	22.03%	13
Agree	49.15%	29
Disagree	8.47%	5
Strongly disagree	0.00%	0
Don't know	20.34%	12
TOTAL		59

Q10 This school responds well to any concerns I raise

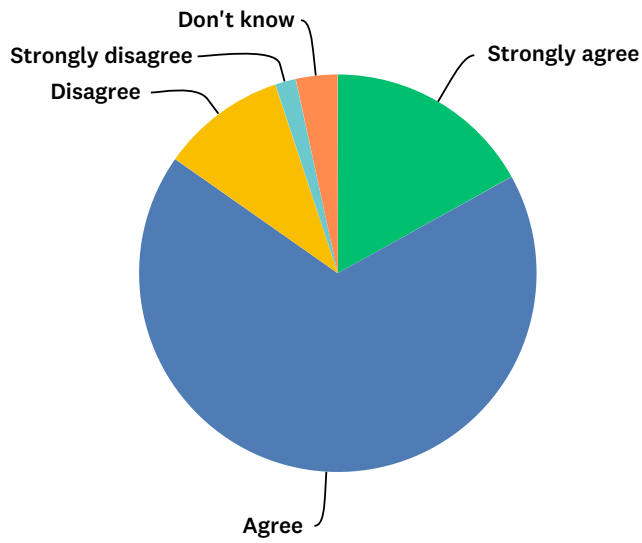
Answered: 59 Skipped: 0



ANSWER CHOICES	RESPONSES	
Strongly agree	22.03%	13
Agree	55.93%	33
Disagree	8.47%	5
Strongly disagree	1.69%	1
Don't know	11.86%	7
TOTAL		59

Q11 I receive valuable information from the school about my child's progress

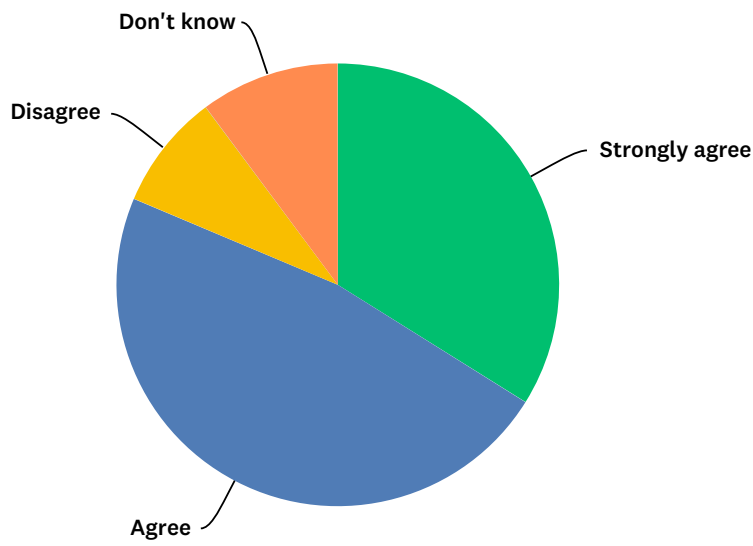
Answered: 59 Skipped: 0



ANSWER CHOICES	RESPONSES	
Strongly agree	16.95%	10
Agree	67.80%	40
Disagree	10.17%	6
Strongly disagree	1.69%	1
Don't know	3.39%	2
TOTAL		59

Q12 Would you recommend this school to another parent?

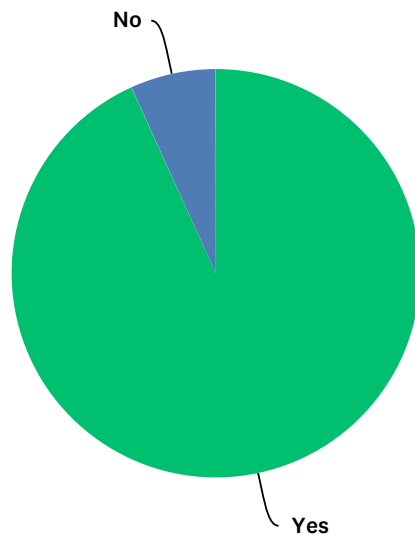
Answered: 59 Skipped: 0



ANSWER CHOICES	RESPONSES	
Strongly agree	33.90%	20
Agree	47.46%	28
Disagree	8.47%	5
Strongly disagree	0.00%	0
Don't know	10.17%	6
TOTAL		59

Q14 Are you aware of your child's current percentage attendance at school?

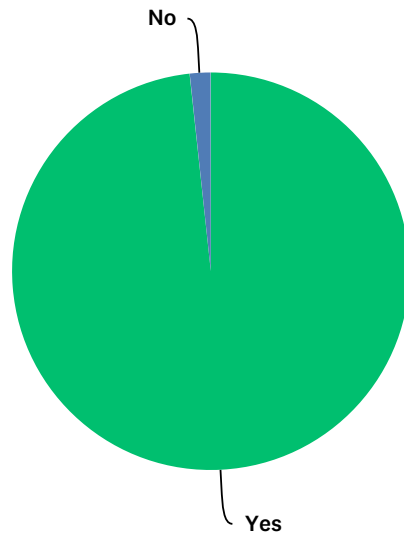
Answered: 59 Skipped: 0



ANSWER CHOICES	RESPONSES	
Yes	93.22%	55
No	6.78%	4
TOTAL		59

Q15 Are you aware of the grades your child is currently working at in their subjects?

Answered: 59 Skipped: 0



ANSWER CHOICES	RESPONSES	
Yes	98.31%	58
No	1.69%	1
TOTAL		59

Q16 Summary - 'What do you as parents like most about the school?'

There were 16 responses to this question (out of 59 completed surveys). 4 comments praised the variety of extra-curricular clubs and 10 commented on the approachability and caring nature of the staff and their ability to help pupils reach their full potential.

Q17 Summary - 'What areas do you feel the school could improve?'

There were 15 responses to this question with no real recurring themes within them. 2 comments were that there was nothing that could improve at the moment. 2 further comments were on the lack of choice of food for those on later sittings. This has been referred to our catering manager who has looked into the issue. Food is always available until the end of lunchtime although choice may be more limited than at the start of the lunchtime. If there is nothing left that a student likes, a variety of sandwiches/ baps can also be freshly made for them

Overall Summary

From the survey responses, it is pleasing to report that the overwhelming majority of year 10 parents/ carers report that their child feels happy & safe at school, that they are well looked after, are being taught well and are making good progress etc. However, we appreciate that we can never afford to become complacent and the school will continue to monitor issues such as homework, behaviour etc. through our internal quality assurance procedures and review policy and practice as appropriate during the year.

From question 8, 15% of parents felt the school could deal with bullying more effectively. However, when considering this statistic, it should also be noted that 36% of parents did not know whether the school dealt effectively with bullying. This could possibly be due to the fact that the majority of children do not experience bullying at school and therefore do not need it 'dealing with'. Similarly, 93%/ 98% of parents feel their child is happy/ safe at school which again, one would hope is a reflection on the relatively small amount of bullying which takes in school. Nevertheless, the school realises that there is still work to do on both preventing and dealing with bullying effectively and is currently in the midst of reviewing it's policies and procedures on the matter and an update will be provided to all parents later in the school year.

Many thanks to those parents/ carers who took the time to complete the survey. Your feedback is very important to us and helps us regularly review our practice and procedures at QEII so we can provide the best educational experience for the children in our care.

J Kinley (Assistant Head Teacher)