

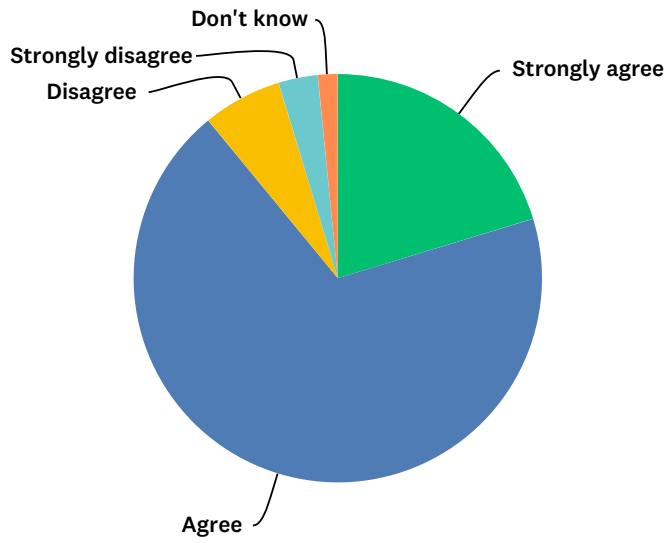
Queen Elizabeth II High School

**Year 11 Parent/ Carer  
Survey**

**October 2017**

### Q1 My child is happy at this school

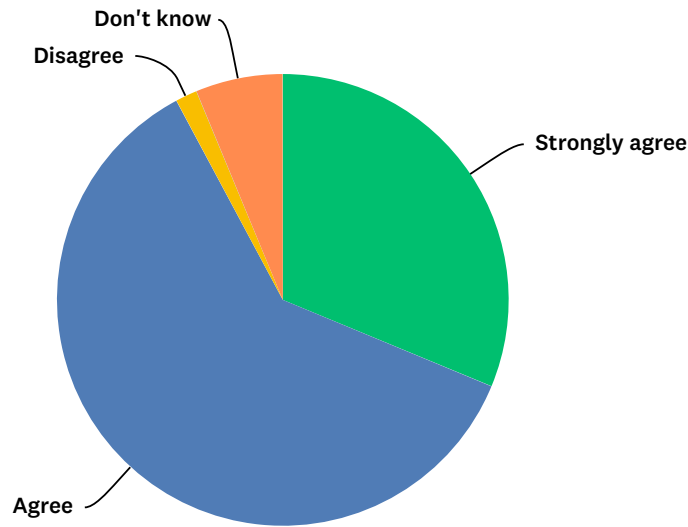
Answered: 64 Skipped: 0



ANSWER CHOICES	RESPONSES	
Strongly agree	20.31%	13
Agree	68.75%	44
Disagree	6.25%	4
Strongly disagree	3.13%	2
Don't know	1.56%	1
TOTAL		64

## Q2 My child feels safe at this school

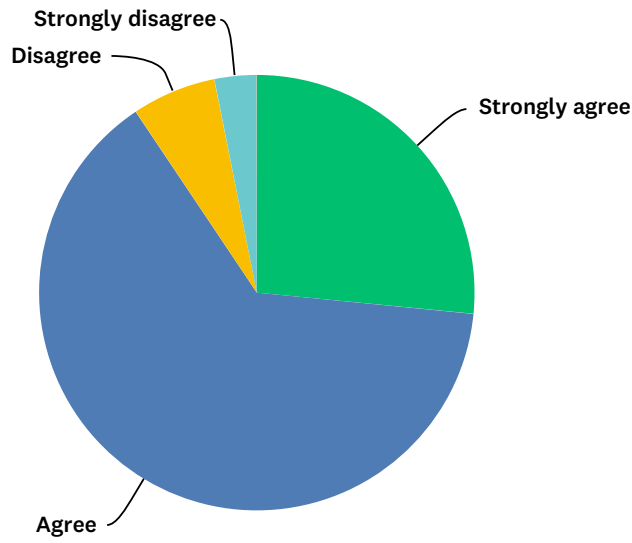
Answered: 64 Skipped: 0



ANSWER CHOICES	RESPONSES	
Strongly agree	31.25%	20
Agree	60.94%	39
Disagree	1.56%	1
Strongly disagree	0.00%	0
Don't know	6.25%	4
<b>TOTAL</b>		<b>64</b>

### Q3 My child makes good progress at this school

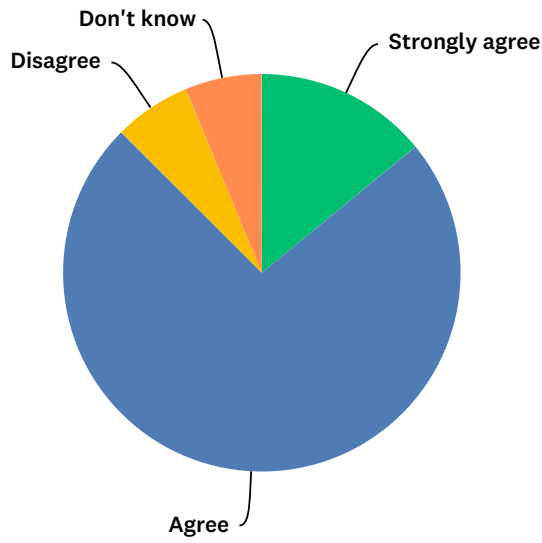
Answered: 64 Skipped: 0



ANSWER CHOICES	RESPONSES	
Strongly agree	26.56%	17
Agree	64.06%	41
Disagree	6.25%	4
Strongly disagree	3.13%	2
Don't know	0.00%	0
<b>TOTAL</b>		<b>64</b>

### Q4 My child is well looked after at this school

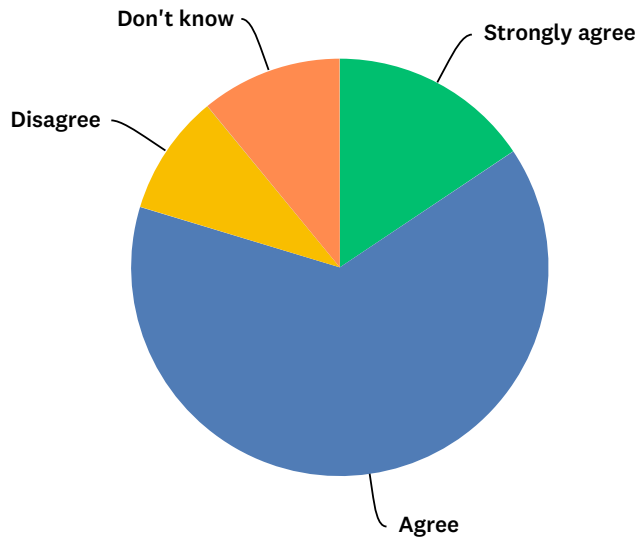
Answered: 64 Skipped: 0



ANSWER CHOICES	RESPONSES	
Strongly agree	14.06%	9
Agree	73.44%	47
Disagree	6.25%	4
Strongly disagree	0.00%	0
Don't know	6.25%	4
TOTAL		64

### Q5 My child is taught well at this school

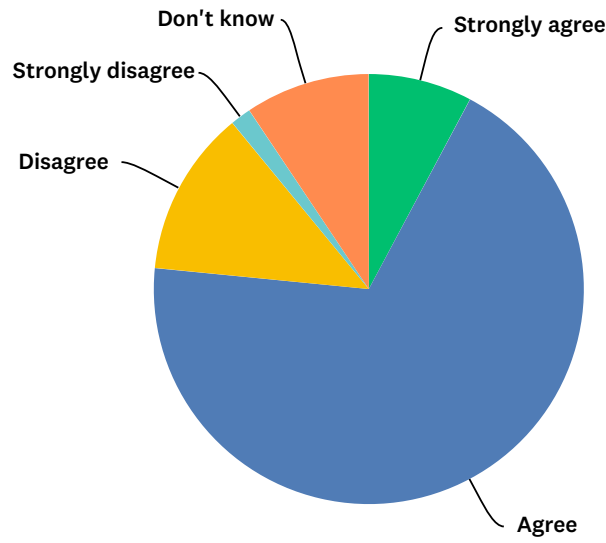
Answered: 64 Skipped: 0



ANSWER CHOICES	RESPONSES	
Strongly agree	15.63%	10
Agree	64.06%	41
Disagree	9.38%	6
Strongly disagree	0.00%	0
Don't know	10.94%	7
<b>TOTAL</b>		<b>64</b>

### Q6 My child receives appropriate homework for their age

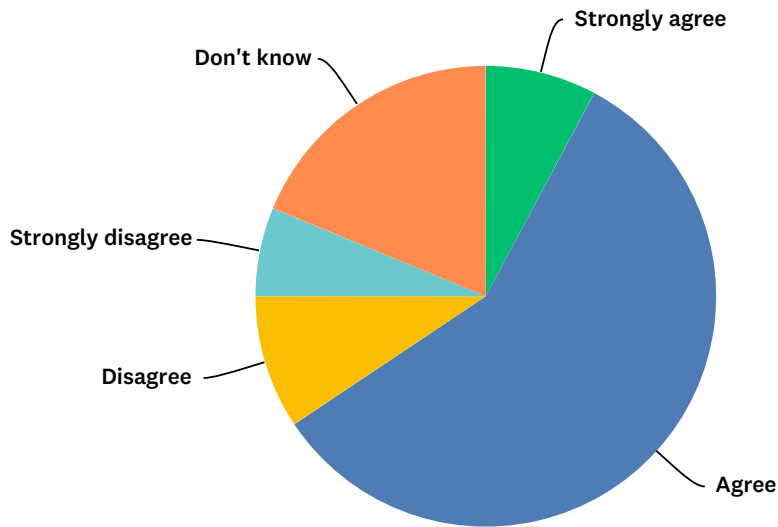
Answered: 64 Skipped: 0



ANSWER CHOICES	RESPONSES	
Strongly agree	7.81%	5
Agree	68.75%	44
Disagree	12.50%	8
Strongly disagree	1.56%	1
Don't know	9.38%	6
<b>TOTAL</b>		<b>64</b>

## Q7 This school makes sure its pupils are well behaved

Answered: 64 Skipped: 0

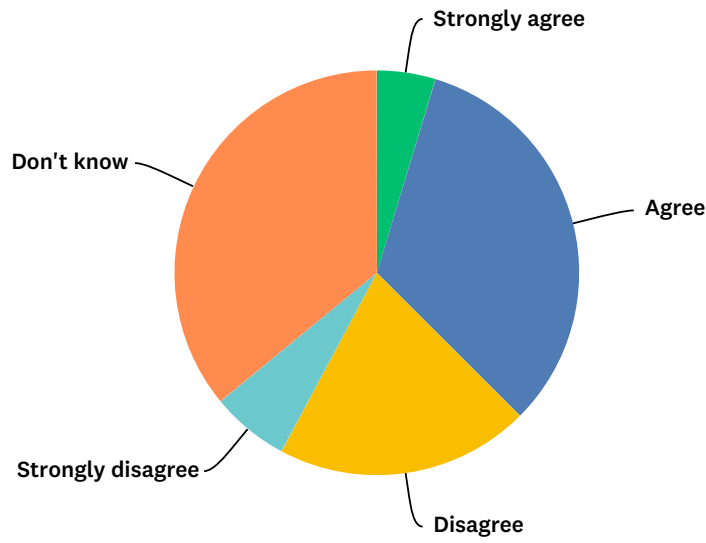


ANSWER CHOICES	RESPONSES	
Strongly agree	7.81%	5
Agree	57.81%	37
Disagree	9.38%	6
Strongly disagree	6.25%	4
Don't know	18.75%	12
<b>TOTAL</b>		<b>64</b>



## Q8 This school deals effectively with bullying

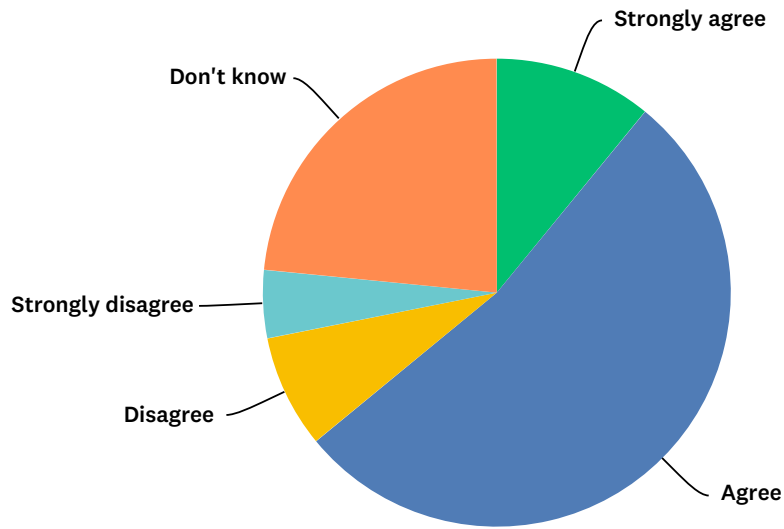
Answered: 64 Skipped: 0



ANSWER CHOICES	RESPONSES	
Strongly agree	4.69%	3
Agree	32.81%	21
Disagree	20.31%	13
Strongly disagree	6.25%	4
Don't know	35.94%	23
<b>TOTAL</b>		<b>64</b>

### Q9 This school is well led and managed

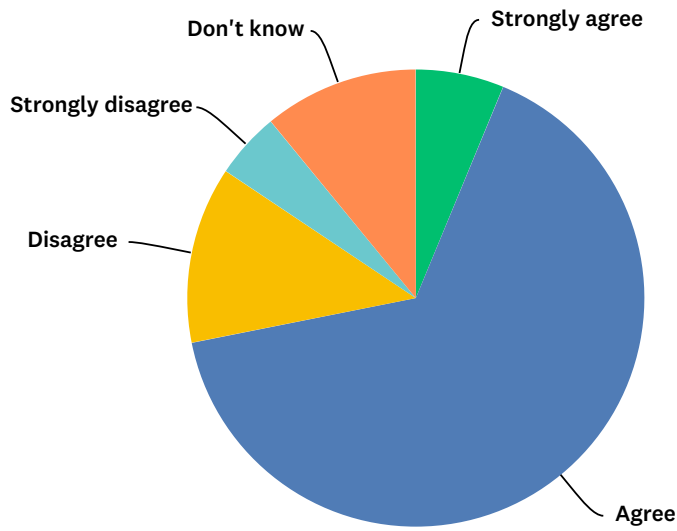
Answered: 64 Skipped: 0



ANSWER CHOICES	RESPONSES	
Strongly agree	10.94%	7
Agree	53.13%	34
Disagree	7.81%	5
Strongly disagree	4.69%	3
Don't know	23.44%	15
<b>TOTAL</b>		<b>64</b>

### Q10 This school responds well to any concerns I raise

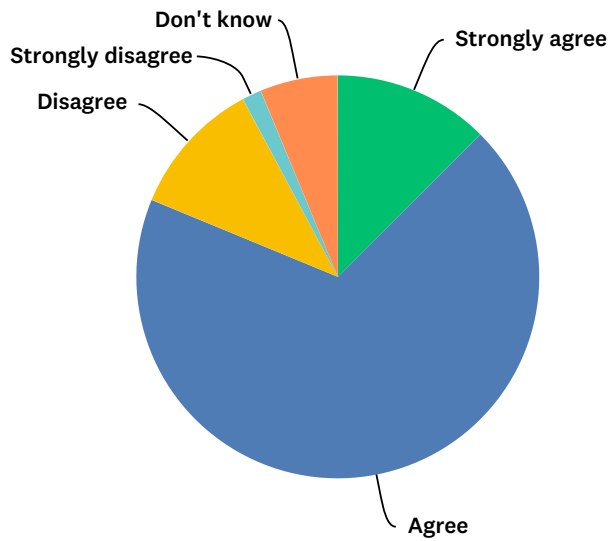
Answered: 64 Skipped: 0



ANSWER CHOICES	RESPONSES	
Strongly agree	6.25%	4
Agree	65.63%	42
Disagree	12.50%	8
Strongly disagree	4.69%	3
Don't know	10.94%	7
<b>TOTAL</b>		<b>64</b>

## Q11 I receive valuable information from the school about my child's progress

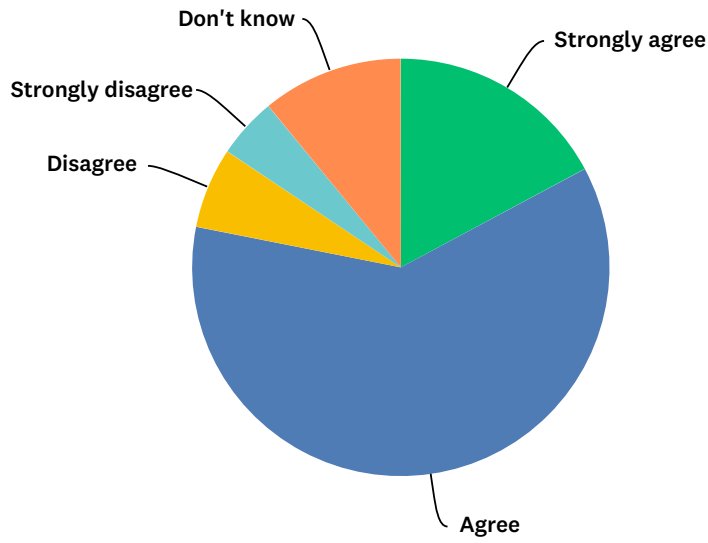
Answered: 64 Skipped: 0



ANSWER CHOICES	RESPONSES	
Strongly agree	12.50%	8
Agree	68.75%	44
Disagree	10.94%	7
Strongly disagree	1.56%	1
Don't know	6.25%	4
<b>TOTAL</b>		<b>64</b>

## Q12 Would you recommend this school to another parent?

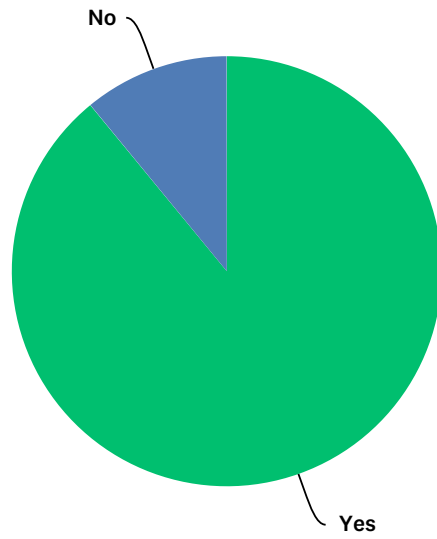
Answered: 64 Skipped: 0



ANSWER CHOICES	RESPONSES	
Strongly agree	17.19%	11
Agree	60.94%	39
Disagree	6.25%	4
Strongly disagree	4.69%	3
Don't know	10.94%	7
<b>TOTAL</b>		<b>64</b>

### Q14 Are you aware of your child's current percentage attendance at school?

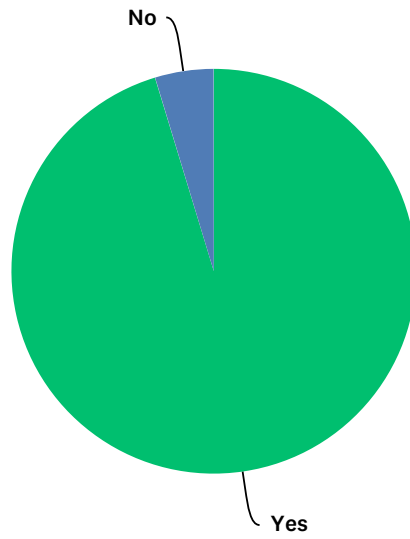
Answered: 64 Skipped: 0



ANSWER CHOICES	RESPONSES	
Yes	89.06%	57
No	10.94%	7
TOTAL		64

### Q15 Are you aware of the grades your child is currently working at in their subjects?

Answered: 64 Skipped: 0



ANSWER CHOICES	RESPONSES	
Yes	95.31%	61
No	4.69%	3
TOTAL		64

## **Q16 Summary - 'What do you as parents like most about the school?'**

Of the 23 parents who responded to this question, the vast majority commented on the friendly, happy environment and the community feel of the school. They also commented on the friendly and approachable nature of the staff and many expressed their appreciation for teachers going 'the extra mile' to help students succeed through giving up their own time to provide revision sessions etc.

## **Q17 Summary – 'What areas do you feel the school could improve?'**

Of the 54 responses to this question, several parents commented that there was nothing in particular that they felt should be improved.

There were a wide variety of other issues raised by single respondents to the survey. A few parents felt that the end of October was too early in the academic year for a year 11 parents evening and suggested that it might be better timed after the mock examinations. The timing of parents' evenings are reviewed annually but the school generally tries to spread out tracking reports, parents' evenings and full reports so that there is approximately one update on progress to parents per term. To that end, it was felt that the year 11 parents evening in the Autumn Term would provide feedback to parents before students take their highly important mock examinations in January and full reports in the Spring Term would provide a further update.

A few parents also commented on the cramped and noisy nature of all of the staff's parents' evening appointments being in the hall and for our forthcoming year 9 parents evening, we will experiment with moving some staff into the dining room and/ or the library. We will also endeavour to remind both staff and parents to try and limit conversations so 5 minutes so appointments all run to time.

## **Overall Summary**

From the survey responses, it is pleasing to report that the vast majority of year 11 parents/ carers report that their child feels happy & safe at school, that they are well looked after, are being taught well and are making good progress etc. However, we appreciate that we can never afford to become complacent and the school will continue to monitor issues such as homework, behaviour etc. through our internal quality assurance procedures and review policy and practice as appropriate during the year.

From question 8, 27% of parents felt the school could deal with bullying more effectively. However, when considering this statistic, it should also be noted that 36% of parents did not know whether the school dealt effectively with bullying which is highly possibly due to the fact that the majority of children do not experience bullying at school and therefore to not have it 'dealt with'. Similarly, 88%/ 92% of parents feel their child is happy/ safe at school which again, one would hope is a reflection on the relatively small amount of bullying which takes in school. Nevertheless, the school realises that there is still work to do on both preventing and dealing with bullying effectively and is currently in the midst of reviewing it's policies and procedures on the matter and an update will be provided to all parents later in the school year.

Many thanks to those parents/ carers who took the time to complete the survey. Your feedback is very important to us and helps us regularly review our practice and procedures at QEII so we can provide the best educational experience for the children in our care.

J Kinley(Assistant Head Teacher)